

تصميم نظام التعرف على الوجوه

م. د. مي عبد المنعم صالح , ا.م. بيداء جعفر الخفاجي , عبد الله عادل رشيد

,مهيب طارق حسين, عمر عادل رشيد

جامعة بابل اكلية التربية الاساسية اقسام الرياضيات والحاسبات

جامعة بغداد اكلية التربية ابن الهيثم اقسام الحاسبات

جامعة بغداد اكلية التربية ابن الهيثم اقسام الحاسبات

جامعة بغداد اكلية التربية ابن الهيثم اقسام الحاسبات

جامعة بغداد اكلية التربية ابن الهيثم اقسام الحاسبات

Design of a Face Recognition System

May A. Salih , Baydaa Jaffer AlKhafaji , Abdulla Adil Rashid

Moheeb Tariq Hussein, , Omar Adel Rashid

Math and Computer Science Department, Basic Education College, University of Babylon,
Hilla, Iraq,

Computer Science Department, College of Education for Pure Science/Ibn Al- Haitham,
University of Baghdad, Iraq,

Computer Science Department, College of Education for Pure Science/Ibn Al- Haitham,
University of Baghdad, Iraq,

Computer Science Department, College of Education for Pure Science/Ibn Al- Haitham,
University of Baghdad, Iraq

Computer Science Department, College of Education for Pure Science/Ibn Al- Haitham,
University of Baghdad, Iraq

may.abd@uobabylon.edu.

[Baydaa .j.s@ ihcoedu.uobaghdad.edu.iq](mailto:Baydaa.j.s@ihcoedu.uobaghdad.edu.iq), bjkh68@yahoo.com , Baydaa.khafaji@gmail.com

abdullah.adil@ihcoedu.uobaghdad.edu.iq

Username.mt77@gmail.com

omar.adel.rashed.b@gmail.com

Abstract

generally enjoys an innate ability to distinguish faces. The facial recognition system aims to enhance this technological capability by using a sophisticated program that scans people's faces by displaying their analysis and recognition, as the system uses sensitive cameras to take pictures of people's faces at close range in a stable position. A quick look from the person towards the camera is enough to record the contours of the face such as position, size, shape of eyes, nose, cheekbones and jaw, then the image is saved immediately. The bio metering software allows any user to analyze and evaluate the image. Unlike other biometric technology, technicians won't need long training, making facial recognition easy to use to protect the audience as well as extreme accuracy. In general, this system came to address the problems of the work of the security system in important departments and institutions that need a high degree of security as well as the review of employees their personal files kept in the registration unit of the department or its institution and this work is better than the problems that exist

Keywords: Face Recognition; FR.

Introduction

Face recognition(FR) of technological development and the information age that has conquered the world, and the shift from the use of ordinary means in various fields to others based on modern

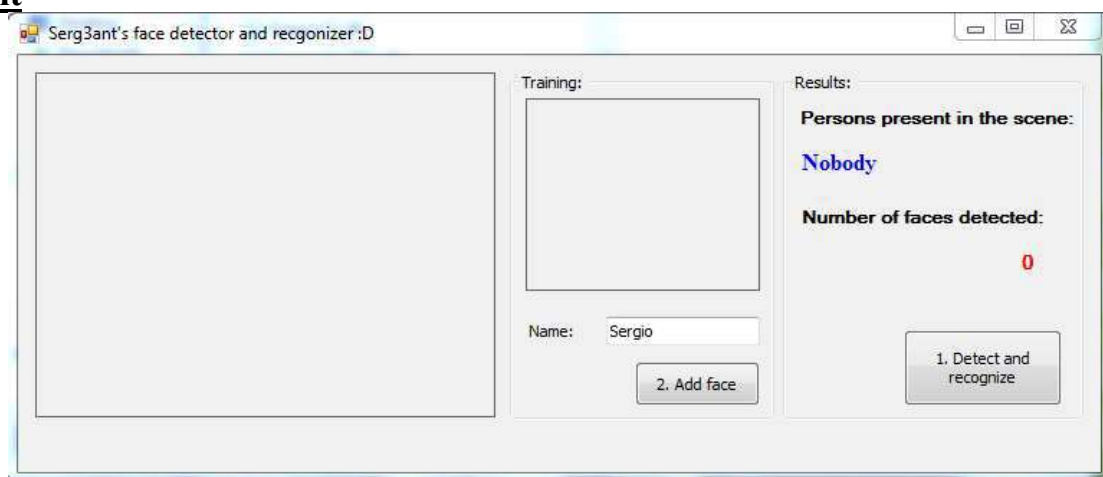
technologies and digital data, tried to exploit the ability of God almighty and his wisdom in the creation of human beings different each individual has its characteristics that distinguish it and the most important of these characteristics face eyes ... Etc., the technique of distinguishing people is one of the most successful techniques in the field of image analysis and operations on them. The technique of facial recognition or facial fingerprinting is the result of tremendous progress in all areas, especially in the field of image technology and the development of the security system, and has received attention from many domains, both on the private and governmental institutions and on the individual scale. One of the branches of the bio system is the fingerprint of the face, God almighty honorable man and the creation of faces and their shape and their beauty so that they become familiar between people and differentiate them and get to know them even in the case of similarity, even if they are between the twins you find distinctive marks for each of them. God has given man the mind to recognize the faces he sees.

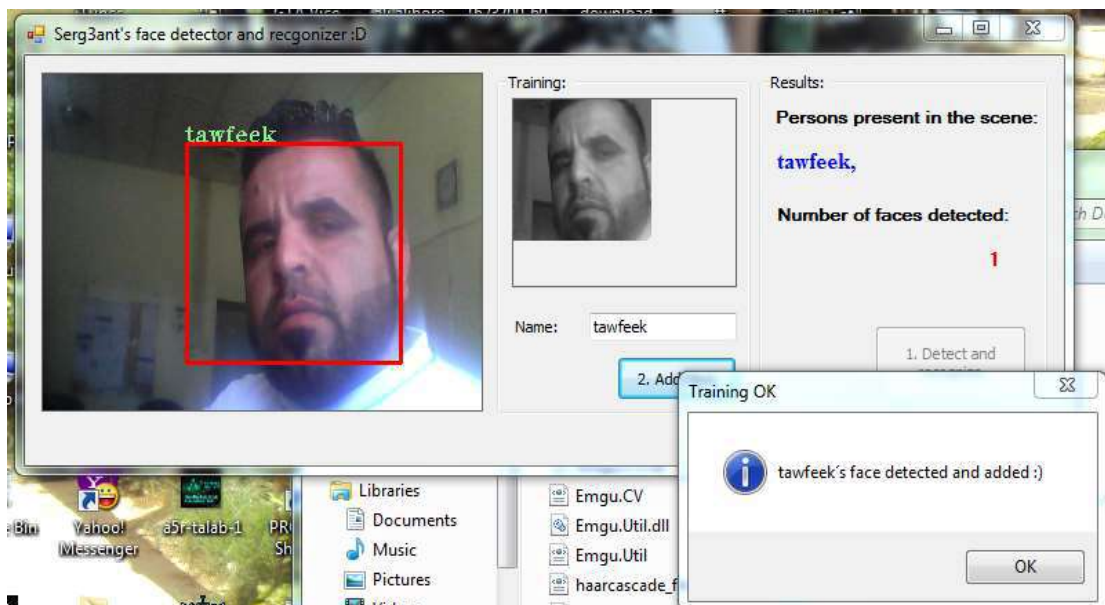
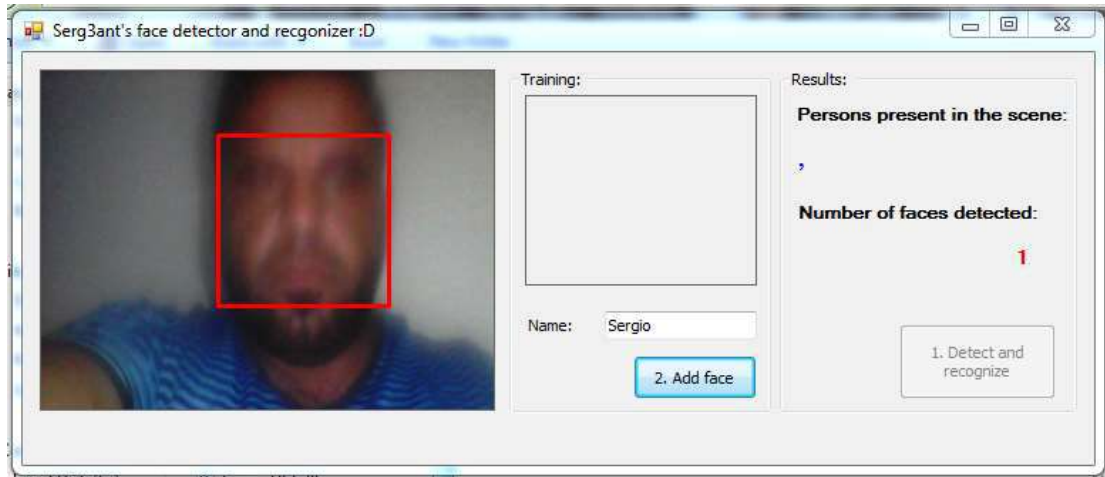
Proposal system

The steps of the work of modern systems for facial recognition programs: The triple dimension claims that it can solve this problem using the winding areas and the facial sway areas and the use of features that do not change with time. - Verification, i.e. the process of comparing the person in front of the camera with the images in the storage sites. This is done in a series of steps to finally recognize the face steps:

- (1) Detection: Taking the image either by dual-dimensional images using electronic or three-dimensional scanners using video cameras.
- (2) Alignment: After taking the picture, the system determines the position, size and direction of the head. If the detection was done using the computer's main camera, it can determine this in a two-dimensional image, the curvature between the face and the camera should not exceed 35 degrees.
- (3) Measurement: The system program calculates curves and zigzags on the face with accuracy up to parts of the millimeter. It transforms that information into a template for the face.

Result





Conclusions

Facial recognition has received great attention from both industry and research circles. The reason for this interest is the ease with which you can handle the image that can be obtained from your own devices. Although the results have been influenced by several factors, such as the distance of the person from the camera and the resolution of the image.

Despite the success and development of these systems, they do not yet reach perfection because there are some factors that may hinder the process of facial recognition, including the following :

- * glare resulting from wearing sunglasses.
- * Long hair obscures the central part of the face.
- * Low light that results in blurred images.
- * Poor resolution and clarity of remote images.
- * Changes in the physiological characteristics of the face either for old age or otherwise.
- * Changes in the work environment reduce match accuracy.
- * The risk of misuse of people's privacy when registering in the case of uncooperative users and induction capabilities.

References

1. N. Kar, M. Kanti Debbarma, A.Saha, and D. Rudra Pa: Study of Implementing Automated Attendance System Using Face Recognition Technique, Volume 1, No. 2, international Journal of Computer and Communication Engineering (2012).
2. S.Rani K, T. C. Sharma : Face Recognition office security system using lab view 8.6, IJECIERD, Volume 3, pp: 195-200 (2013).
3. S. Kong, J. Heo, B. Abidi, J. Paik, and M. Abidi: Recent advances in visual and infrared face recognition: a review, Computer Vision and Image Understanding, Volume 97, pp: 103–135(2005).
4. R.Gross, I. Matthews, and S. Baker: Active appearance models with occlusion, Image and Vision Computing, pp: 593-604(2006).
5. M. Nishiyama and O. Yamaguchi: Face Recognition using the classified appearance-based quotient image, IEEE International Conference and Workshop on Automatic Face and Gesture Recognition, 2013, pp: 49-54(2013).
6. L.Wolf and A. Shashua: Learning over sets using kernel principal angles, JMLR, Volume 4, No.10, pp: 913-931(2003).
7. X. Zou, J. Kittler: Illumination invariant face recognition, IEEE Conference on Biometrics: Theory, Applications and Systems (2007).
8. Gil Friedrich, Yehezkel Yeshurun: Seeing people in the dark: Face recognition in infrared images, Biologically Motivated Computer Vision, Volume 2525, pp: 348-359(2003).
9. P. Buddharaju, I. T. Pavlidis and M. Bazakos: Physiology-based face recognition in the thermal infrared spectrum, IEEE Conference on Advanced Video and Signal Based Surveillance, pp: 354-359(2007).
10. X. Maldague: Theory and Practice of IR Technology for Non Destructive Testing, John-Wiley & Sons (2001).
11. W. Tasman and E. A. Jaeger: Duane's Ophthalmology, Lippincott Williams and Wilkins (2009).
12. S. Q. Wu, L. Z. Wei, Z. J. Fang, R. W. Li, and X. Q. Ye: Infrared face recognition based on blood perfusion and sub-block DCT in wavelet domain, Conference on Wavelet Analysis and Pattern Recognition, Volume 3, pp: 1252 – 1256(2007).
13. S. Li, R. Chu, S. Liao, and L. Zhang: Illumination invariant face recognition using near-infrared images, Pattern Analysis and Machine Intelligence, IEEE Transactions Volume 29 (4), pp: 627-639(2007)
14. F. J. Prokoski, R. B. Riedel, and J. S. Coffin: Identification of individuals by means of facial thermography, International Carnahan Conference on Security and Technology, pp: 120-125(1992).
15. ABPersson and I R Buschmann: Vascular growth in health and disease, Volume 4(14), pp: 1-15(2011).
16. F. J. Prokoski and R. Riedel: BIOMETRICS: Personal Identification in Networked Society, chapter 9, K.A. Publishers (1998)
17. O. Arandjelovi, R. Cipolla: Thermal and reflectance based personal identification methodology in challenging variable illuminations, Pattern Recognition, Volume 43, pp: 1801-1813(2010).
18. J.Heo, M. A. Abidi: Fusion of visual and thermal signatures with eye glass removal for robust FR, Conference on CVPR (2004)
19. M. Turk and A. Pentland: Eigen faces for recognition, Journal of Cognitive Neuroscience, Volume 3, pp: 71-86(1991)
20. Socolinsky, C.Eveland: Illumination invariant face recognition using thermal infrared imagery, CVPR, Volume 1, pp: 527-534(2001).
21. D. A. Socolinsky and A. Selinger: Thermal face recognition over time, Pattern Recognition, Volume 4, pp: 187-190(2004).
22. T. Elguebaly and Nizar Bouguila: A Bayesian method for infrared face recognition, Machine Vision beyond Visible Spectrum (2011).

-
-
23. Z. Lin: Infrared face recognition based on compressive sensing and PCA, IEEE conference on CSAE, Volume 2, pp: 51-54(2011).
24. Y. Yoshitomi: Face identification using thermal image processing, Workshop on Robot & Human Communication, pp: 374-379(1997)
25. Z.Pan, M.Prasad: Face Recognition in Hyperspectral Images, IEEE Transactions on PAMI, Volume 25, No.12, pp: 1552-1560(2003).
26. Z.Pan, B. J. Tromberg: Hyperspectral face recognition under variable outdoor illumination, SPIE, Volume 5425, pp: 520-529(2004).
27. S.A. Robila: Towards Hyperspectral Face Recognition, SPIE 6812, Image Processing: Algorithms and Systems, Volume 6812(2008).
- 28- Al-Khafaji, B.J. DetectTheInfected Medical ImageUsing Logic Gates. *Ibn Al-Haitham Journal For Pure And Applied Science*.2014, 27, 2, 260-267.
- 29- BJ AlKhafaji, MA Salih, S Shnain, Z Nabat,[segmenting video frame images using genetic algorithms,2020](#) Periodicals of Engineering and Natural Sciences 8 (2), 1106-1114
- 30- BJ AlKhafaji, M Salih, S Shnain, Z Nabat, 2020 , [mproved technique for hiding data in a colored and a monochrm images,2020](#), Periodicals of Engineering and Natural Sciences 8 (2), 1000-1010
- 31- AL-Khafaji, B.J, - Bushra Kh. AlSaidi, Suad abed al Wahab Cryptography and Steganography whit using Edge detection (Cumin operator),JOURNAL OF XI'AN UNIVERSITY OF ARCHITECTURE & TECHNOLOGY,2020, vol 12, 5,
- 32- AL-Khafaji, B.J, Steganography techniques using tunes and Discrete Cosine Transform (DCT), JOURNAL OF XI'AN UNIVERSITY OF ARCHITECTURE & TECHNOLOGY,2020, vol 12, 4
33. AlKhafaji, B.J., Salih, M.A., Rashid, O.A. and Rashid, A.A., The Creation of Graphical User interface for Mobile platforms. Journal of Xi'an University of Architecture & Technology ,7(3) pp. 2323-2332.
34. Salih, M.A., Mohammed Kadhimm Mantoob AlHamadani, Hanin Thamir Mohammed ,Building a training program to develop the skills of geographical information systems (GIS) for students of the geography, 2020/3- JOURNAL OF XI'AN UNIVERSITY OF ARCHITECTURE & TECHNOLOGY 7(3) pp. 2300-2305.
- 35 Shnain, S.A.H., Nabat, Z.M., Salih, M.A. and Al Khafaji, B.J., 2020. Diagnosing Diabetes with Extended Binary Cuckoo Search and k-Nearest Neighbor Classifier. Journal of Southwest Jiaotong University, 55(2).
- 36 Nabat, Z.M., Shnain, S.A.H., Al Khafaji, B.J. and Salih, M.A., 2020. Cancer Diagnosis with Improved Particle Swarm Optimization Algorithm (Hilla Hospital–Iraq) Case Study. Journal of Southwest Jiaotong University, 55(2).